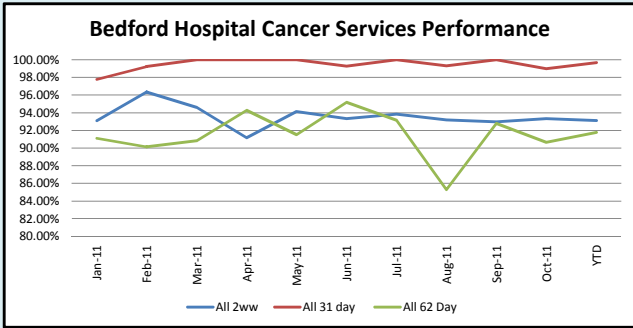


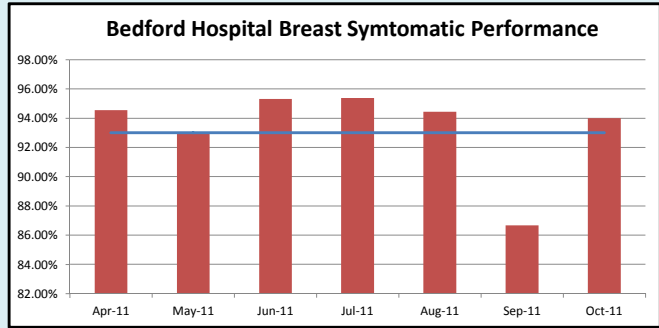
Bedford Hospital Trust Board Performance Report October 2011 - Month 7

Operational Performance - Chief Operating Officer

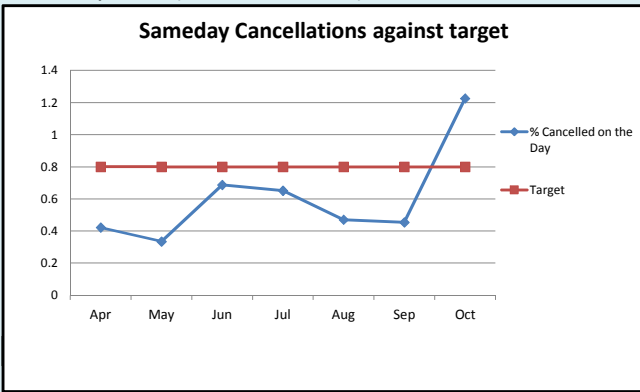
Combined Target Cancer Performance (Indicator reference 4.1 - 4.3)



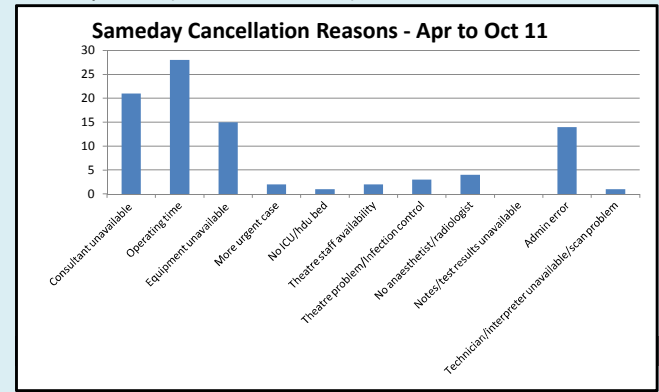
Breast Symptomatic 2WW Performance (Indicator reference 4.1)



Cancelled Operations (Indicator reference 2.4)



Cancelled Operations (Indicator reference 2.4)



Section 5 - RTT

Treatment Function	Admitted % Treated within 18 weeks	National % Treated within 18 weeks (July)	Bedford Hospital Admitted 95th Percentile	National Admitted 95th Percentile (July)
General Surgery	95.37%	93.60%	17.92	23.3
Urology	77.68%	93.40%	27.4	22.4
T+O	72.89%	88.50%	31.35	26.8
ENT	95.08%	92.30%	17.98	21.9
Ophthalmology	95.85%	94.20%	17.83	20.2
Oral Surgery	86.34%	89.80%	20.63	24.2
Plastic Surgery	95.38%	92.80%	16.88	22.1
General Medicine	100.00%	99.10%	-	14.9
Gastroenterology	98.68%	98.70%	16.61	15.3
Cardiology	100.00%	96.20%	-	17.7
Dermatology	94.51%	96.90%	18.23	17.2
Gynaecology	100.00%	95.90%	16.97	19.8
Total	91.37%	93.20%	20.62	22.2
EOE Total		91.90%	EOE Total	21